

# **INTEGRITY**

PEARL OF THE SEA

## Integrity 440 Sedan



### SPECIFICATIONS

Length LOA:	45'-6" (13.8m)	Water Capacity:	250Gal (950L)
Length bow to transom:	41'-6" (12.6m)	Fuel Capacity:	400Gal (1500L)
Beam O.A.:	14'-2" (4.3m)	Construction:	Hand laid fiberglass
Draught:	3'-11" (1.21m)		

# Integrity 440S Standard Equipment

## Mechanical Equipment

- Single John Deere 6068TFM 225HP diesel engines equipped with heat exchangers for freshwater
- Cooling
- Engine overheat and low oil pressure alarms
- Complete engine instrumentation at each control station
- Groco internal seawater strainers
- Racor FG fuel filters
- Fiberglass drip pans under engine
- Stainless steel prop shafts
- P.Y.I. drip-less shaft seal
- 4 bladed propeller
- Rudders fiberglass blades/s.s. Shafts
- Hydraulic wet mufflers
- Hydraulic steering
- Engine room blowers & air intake vents
- Superior engine room sound proofing material
- Two electric bilge pumps
- Manual bilge pump
- Fuel tanks and fuel manifold
- SS Water tanks
- Sea cocks on all through hulls at or below water line
- Quick 40 gallon 220VAC hot water heater
- Jabsco 12Vdc pressurized fresh water system

## Hardware

- Anchor platform with twin rollers
  - Bow and stern staffs
  - Cleats 2 bow, 2 amidships, 2 aft with s/s chocks or fair leads
  - Main Ship deck hatch over guest cabin
  - Windows aluminum framed
  - Selected windows slide
  - Stainless steel rub rails
  - FRP radar mast
  - Door locks on all saloon doors with keys
  - Electric Horn
  - Swim platform
  - Deck rails 316 stainless steel
  - Transom gate
  - 3 Roca double arm Windscreen wiper and fresh water washer to 3 front windcreens
  - Aqua signal international navigation lights
  - Accommodation ceiling lights
  - Brass reading lights in cabins
  - Cabin door locks
  - Swim ladder
- ## Electrical System & Components
- Starting battery in F.G. battery box
  - 3 heavy-duty 200 Amp hour engine starting & lighting batteries in F.G. battery boxes
  - Engine batteries parallel for starting





- Customized Paneltronics (or similar) electrical panel utilizes USCG approved circuit breakers and is fitted with polarity indicator light, ship/shore switch, back lighting, integrated AC and 12VDC volt/amp meters and is concealed behind a lockable door with lighting in cupboard.

- Wiring color-coded & numbered
- Victron Automatic battery charger 40 amp
- Engine hour meter
- Stereo speakers in each cabin
- Electrical outlets to galley and each cabin
- Ship to shore 15 Amp dock side receptacle with integrated galvanic isolator

### **Saloon**

- Built in “L” shaped settee lounge & storage under
- Built in “-” shaped settee in the portside of the boat
- Hi-Lo teak color yacht table which can be converted into a bed
- Teak & holly sole
- Hatch access to engine room with ladder
- Helm station with steering & controls & Instrumentation and chart locker
- Overhead electronics lockers
- Access door to starboard
- Overhead teak grab rail
- Headliner of white acoustic vinyl
- Overhead lights 12 volt DC.
- All furniture & bulkheads are golden Burmese teak

### **Galley**

- Teak galley unit
- Electric Hot Plates, microwave
- Under counter 12VDC/220VAC refrigerator
- Double Stainless steel sinks with cover & single lever faucet
- Trash bin
- Drawers and cabinets under counter
- Overhead dish and cup lockers
- Overhang cabinet
- Exhaust blower

### **Master Stateroom**

- Island bed
- Wardrobes with auto lights
- Teak & holly sole
- Teak bulkheads & furniture/Vanity with drawers under
- Headliner of white acoustic vinyl
- Reading lamps swivel type-12 volt DC
- Overhead lights-12 volt DC

### **Guest Cabin**

- Bed for two person with drawers under
- Wardrobe with auto light
- Teak bulkheads
- Teak & holly sole



**INTEGRITY**  
PEARL OF THE SEA

- Headliner of white acoustic vinyl
- Reading lamps-12 volt DC
- Overhead light-12 volt DC

#### **Heads**

- Showers are stall type
- Shower sole of white ceramic tiles with built in automatic drainage system
- Bulkheads covered with white FRP
- Vanity unit fitted with s/s or ceramic washbasin in white Formica counter top
- Single lever shower and sink H&C water faucets
- Mirror
- Jabsco macerator head with household size bowl.
- Exhaust blower
- White FRP headliner
- Overhead lights 12 volt DC
- 115L fiberglass holding tank with Y-valve and remote display panel

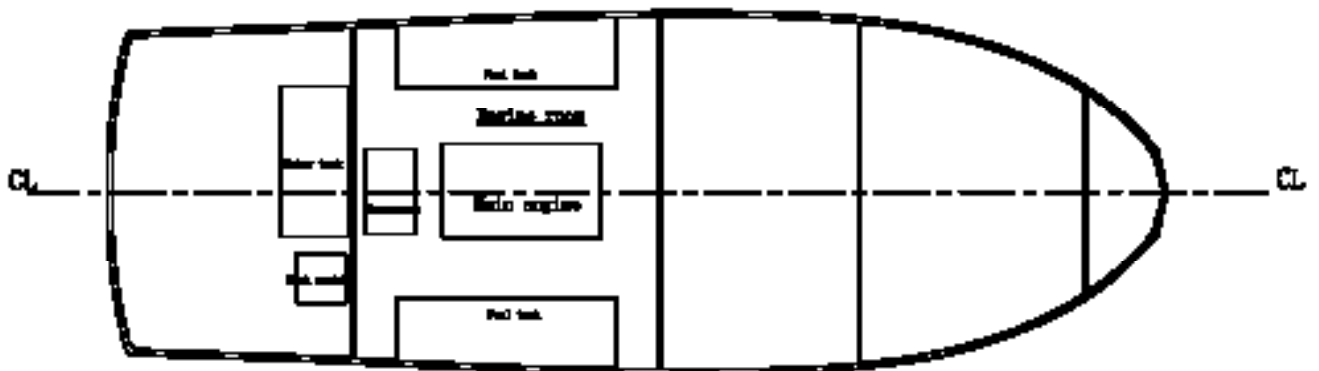
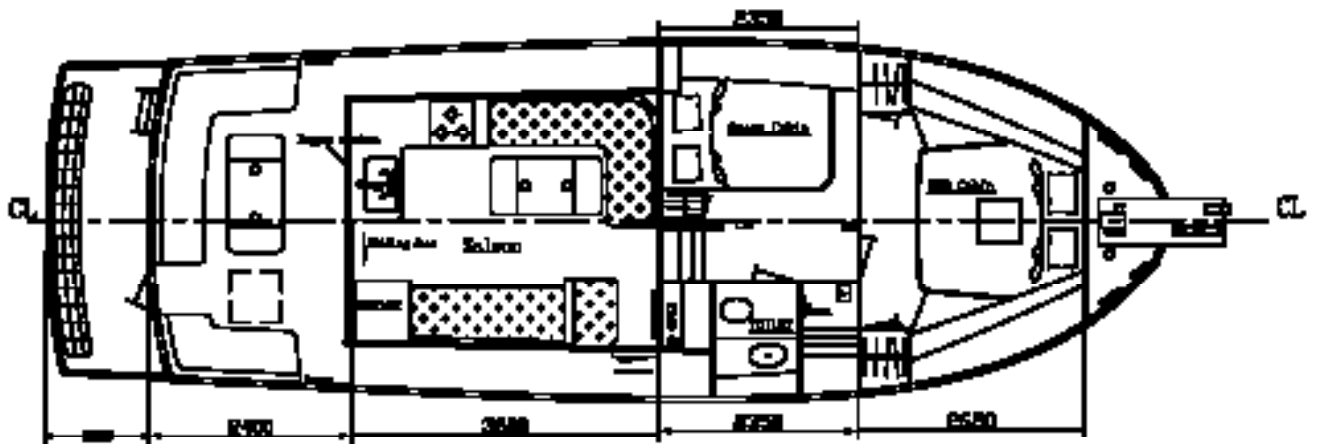
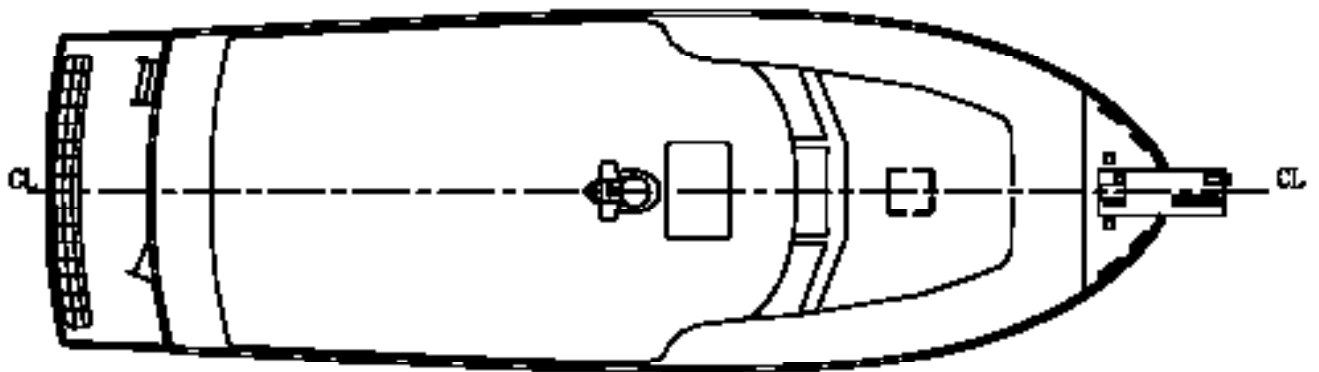
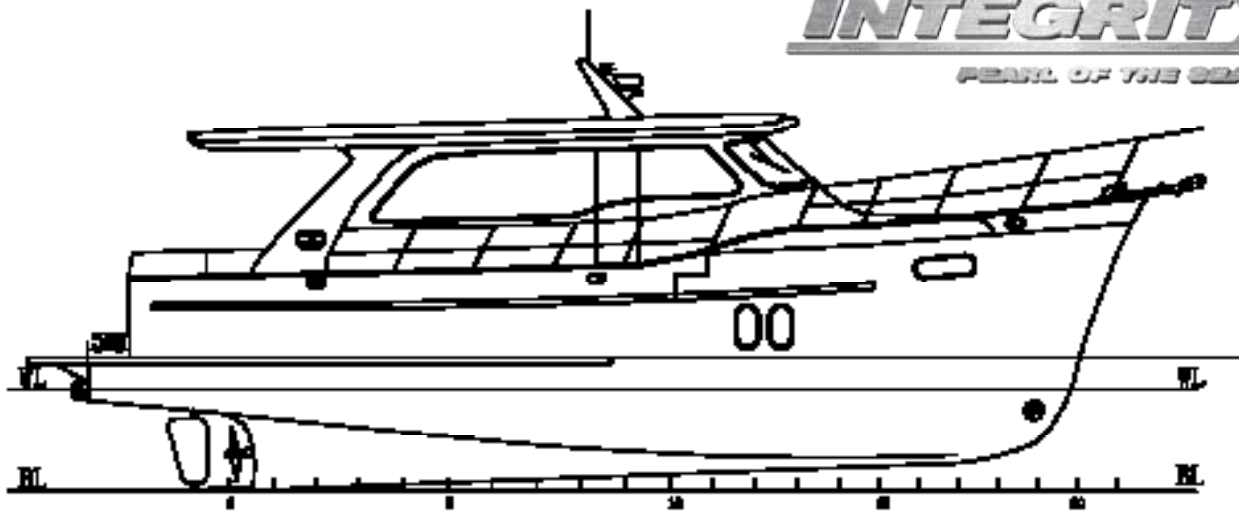
#### **PLATINUM PACKAGE**

- Onan 4KW 220VAC/50HZ Genset
- Teak & holly sole in saloon and galley
- Quick 4HP Bow thruster & stern thruster
- Corian counter top in the galley and head
- Fresh water deck washer
- Transom shower
- DVD Player & LCD TV
- Air conditioning reverse cycle 16000 BTU Heating Webasto
- Teak cockpit and swim platform
- Cockpit seating
- S/S & glass hopper windows
- VHF Radio
- Fusion stereo system
- Mooring lines and fenders

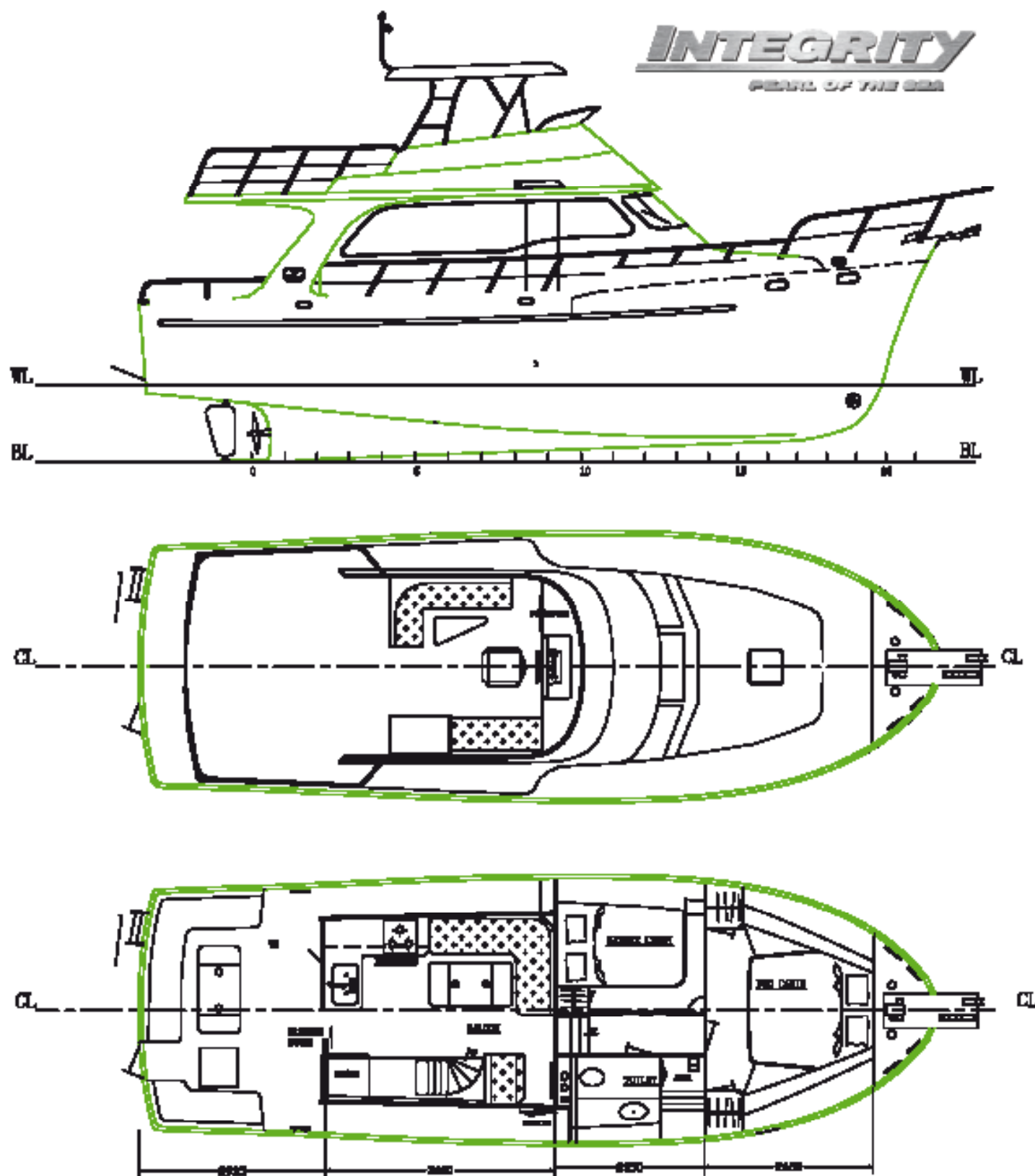


# INTEGRITY

PEARL OF THE SEA



**INTEGRITY**  
PEARL OF THE SEA



## 440 Flybridge

LOA 13,80 meter, Length bow to transom 12.60 meter. Beam 4.30 meter  
Draught 1.25 meter. Water 950 liter. Diesel 1500 liter. Weight 15.000Kg.