




INTEGRITY

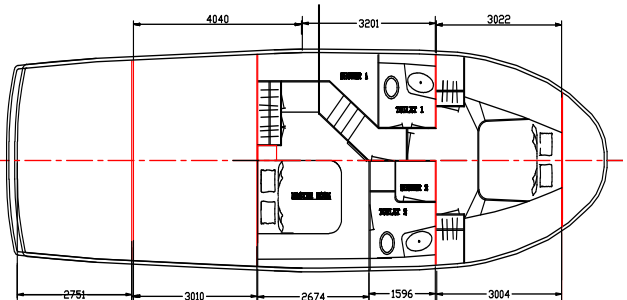
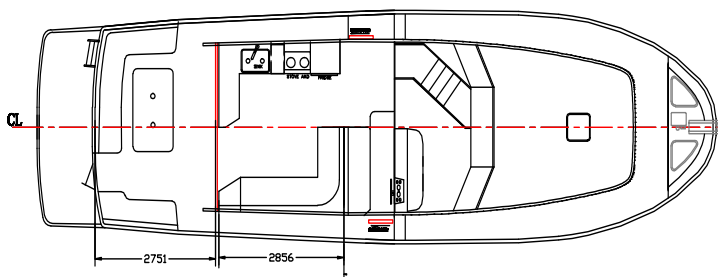
The ship for your life
INTEGRITY 510 SX



SPECIFICATIONS

Length 16.00 m
 Beam 4.60 m
 Draft 1.40 m
 Displacement 18.000 kg

Fuel capacity 2000 ltr
 Water 700 ltr
 Holding tank 200 ltr
 Construction Hand laid fibreglass



380S - 380 F - 440S - 440F - 470XL - 340 SX - 380SX - 460SX
510SX - 550RPH - 650RPH - L390 - L550 - L650 - 550 CE - 650CE

INTEGRITY 510 SX - STANDARD EQUIPMENT

- *Cummins QSB6.7 480HP heat exchangers for freshwater cooling,
- *Engine overheat & low oil pressure alarms
- *Complete engine instrumentation at control station
- *Groco internal sea water strainer
- *Racor FG fuel filter
- *Drippan under the engine
- *Stainless steel prop shaft
- *P.Y.I.dripleless stern gland
- *Right handed bronze propellor 5 bladed
- *Rudder fibreglass blade/s.s. shaft
- *Hydralift wet box mufflers
- *Hydraulic steering
- * 4KW Generator

- *Engine room blower & air intake vents
- *Engine room sound proofing material
- *3x12VDC 1500GPH electric bilge pumps with float switches and manual/auto switching
- *Manual bilge pump
- *Fuel manifold system with dedicated supply, return and bypass valves

- *2xFuel tanks welded stainless steel with built-in sumps hand hole cleanout ports & sight gauges
- *Water tank welded stainless steel with sight gauges

- *Morse engine throttle & gear box controls
- *Sea cocks on all through hulls at or below water line

- *Quick 60 litre 240VAC hot water heater

- *Jabsco 12VDC Pressurized fresh water system

HARDWARE

- *Anchor platform with roller
- *Windows in aluminium,selected windows slide
- *Cleats 2 bow,2 midships,2 aft with chocks or fair leads s/s

- *Teakcockpit and swimplatform teak insert

- *Cockpit seating

- *Deck hatch over guestcabin with insect screen

- *Windows fix tint glass

- *Door locks on all saloon doors with keys

- *Horn electric

- *Swim platform and solid "D" section rub rail

- *Deck rails stainless steel & bowstaff

- *Transom & P&S gates

- *Windscreen wipers and fresh water washer to 2 front windcreens

- *International navigation lights

- *Accommodation ceiling lights

- *12VDC reading lights in cabins

- *Cabin door locks etc

- *Transom hot and cold fresh water shower

- *4 step folding s/s swim ladder

ELECTRICAL SYSTEM & COMPONENTS

- *40Amp battery charger

- *4 Heavy duty 150A hour engine starting & lightning batteries in FG battery boxes

- *Engine batteries parallel for emergency starting

- *Bonding systems with zinc anode

- *Customized paneltronics electrical panel utilizes approved circuit breakers and is fitted with polarity indicator light,ship/shore switch,back lightning,integrated AC and DC volt/amp meters and is concealed behind a lockable door or a similar main switch panel

- *Wiring colour coded & numbered

- *Engine hour and volt meter

- *Stereo speakers

- *Electrical outlets to galley & each cabin

- *Ship to shore dock side inlet fitting with integrated galvanic isolator (15Amp)

- *Battery selector switch,light/engine

SALOON

- *Hi-Lo table can be made into bed

- *Teak & holly sole floor

- *Hatch access to engine room +ladder

- *Helm station with 22"steering wheel & morsecontrols & instrumentation

- *Sliding helmdoor

- *Headlining white acoustic vinyl

- *Overhead LED lights 12 volt

- *All furniture & bulkheads are teak or other wood(choice)

GALLEY

- *Electric stove/plates

- *Galley unit with white counter top

- *Stainless steel sink with cover & single lever faucet

- *Under counter 12VDC/240VAC refrigerator

- *Drawers and cabinets under counter

- *Exhaust blower

- * S/S &glass hopper windows

MASTER STATEROOM

- *Island bed

- *Wardrobes with auto lights

- *Teak &holly sole floor

- *Teak or other wood bulkheads & furniture

- *Heading white acoustic vinyl

- *Reading lamps swivel type 12 volt

- *Overhead LED lights 12 volt

- * Shower/toilet ensuite

HEADS/SHOWER ACCESS

- *Shower sole with built in automatic sullage system.Head and shower separate(2x)

- *Vanity unit fitted with s/s or ceramic wash bassin in white counter top

- *Single lever shower & sink H&C water faucets

- *Mirror &Skylight

- *Jabsco macerator, with elec. toilet

- *Exhaust blower

- *Overhead LED lights 12 volt

- *200 Litres holding tank with Y-valve,

- *Jabsco macerator pump,deck discharge outlet, inspection port to tank in engine room and remote "full " display panel in head.

- *Hull bottom antifouled

- *GRP cap rails

- *Emergency tiller

- *Aft deck seats with cushionings and storage under

- *Owners manual

OPTIONS

- *search light

- *Bow & stern thrusters

- *Deck wash fresh water mounted at aftdeck

- *Wifi antenna &TV Glomex

- *Webasto heating

- *Microwave

- *Inverter

- *Gas cooker

- *Corian counter tops

- *Fusion soundsystem &TV

- *Teak deck

- *Anchor electric winch

- * CQR Anchor +chain stainless S

- *9KW Onan generator upgrade

- * Navigation electronics

- *Double glazing

- *Double Racor fuelfilters

- *Upholstery in leather

- *DMS stabilizing system

FRONT CABIN

- *Double bed w.drawers under

- *Wardrobe with auto lights

- *Teak &holly sole floor

- *Heading white acoustic vinyl

- *Reading lamps swivel type 12V

- *Overhead LED lights 12 volt

- *Shower/toilet ensuite

DEALER

