



INTEGRITY

The ship for your life

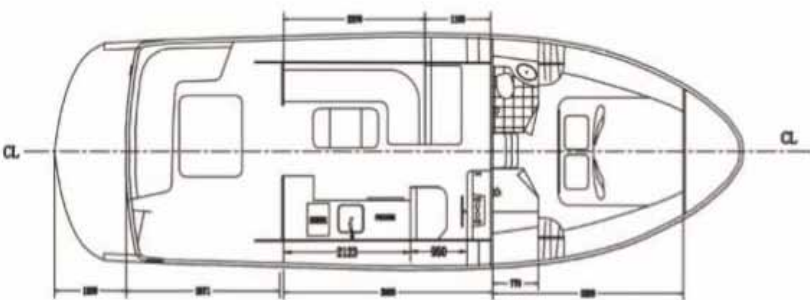
INTEGRITY 340 SEDAN



SPECIFICATIONS


Length o.a 10.80 m
Beam 3.72 m
Draft 1.20 m
Displacement 5.500 kg

Fuel Capacity 880 Litres
Water Capacity 450 Litres
Holding tank 150 Litres
Construction Hand laid fibreglass

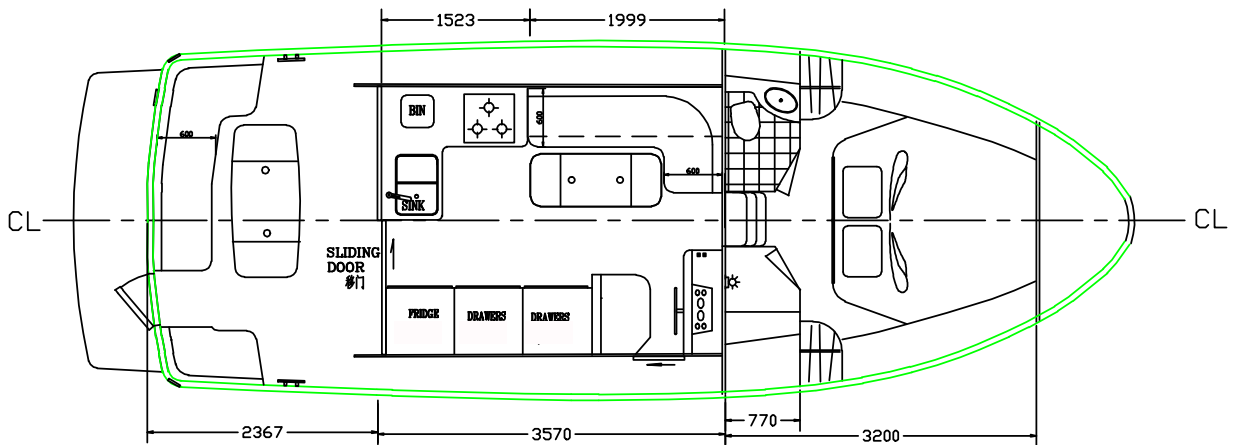
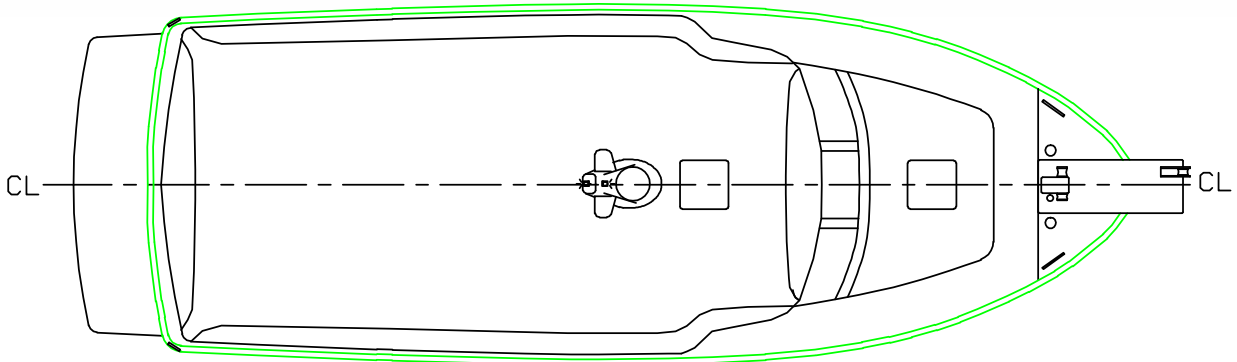
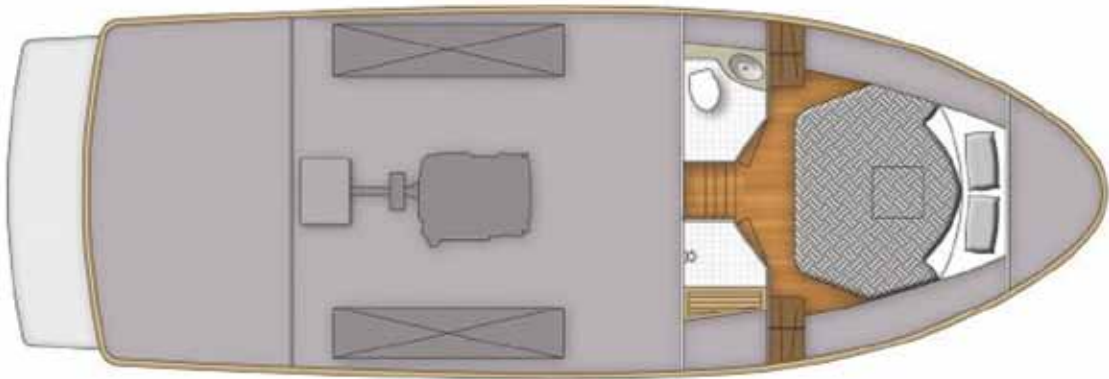
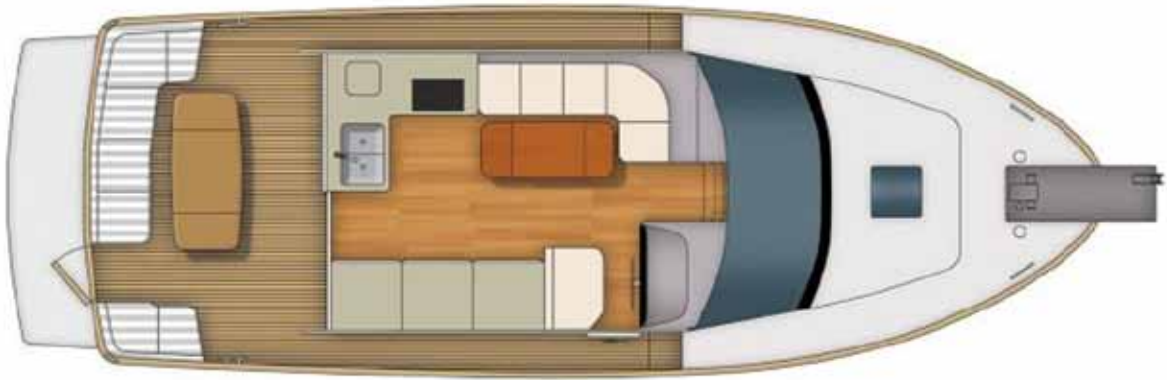


340 S - 380S - 380 F - 440S - 440F - 470XL - 470F XL - 380SX - 380F SX -460SX
470CE Plus - 460F SX - 520SX Plus - 550RPH - 650RPH - 550 CE - 650CE
www.integritytrawlers.nl

INTEGRITY 340 SEDAN - STANDARD EQUIPMENT

<p>*J.Deere 225HP engine equipped with heat exchangers for freshwater cooling,ZF gearbox</p> <p>*Engine overheat & low oil pressure alarms</p> <p>*Complete engine instrumentation at control station</p> <p>*Groco internal sea water strainer</p> <p>*Racor FG fuel filter</p> <p>*Drippan under the engine</p> <p>*Stainless steel prop shaft</p> <p>*P.Y.I.dripless stern gland</p> <p>*Right handed bronze propellor 4 or 5 bladed</p> <p>*Rudder fibreglass blade/s.s. shaft</p> <p>*Hydralift wet box mufflers</p> <p>*Hydraulic steering</p> <p>*Engine room blower & air intake vents</p> <p>*Engine room sound proofing material</p> <p>*2x12VDC 1500GPH electric bilge pumps with float switches and manual/auto switching</p> <p>*Manual bilge pump</p> <p>*Fuel manifold system with dedicated supply, return and bypass valves</p> <p>*Fuel tanks welded stainless steel with built-in sumps hand hole cleanout ports & sight gauges</p> <p>*Water tank welded stainless steel with sight gauges</p> <p>*Morse engine throttle & gear box controls</p> <p>*Sea cocks on all through hulls at or below water line</p> <p>*Quick 45 litre 240VAC hot water heater</p> <p>*Jabsco 12VDC Pressurized fresh water system</p> <p>HARDWARE</p> <p>*Anchor platform with roller</p> <p>*Windows in aluminium,selected windows slide</p> <p>*Cleats 2 bow,2 midships,2 aft with chocks or fair leads s/s</p> <p>*Teakcockpit and swimplatform</p> <p>*Cockpit seating</p> <p>*Deck hatch over guestcabin with insect screen</p> <p>*Windows fix tint glass</p> <p>*Door locks on all saloon doors with keys</p> <p>*Horn electric</p> <p>*Swim platform and solid "D" section rub rail</p> <p>*Deck rails stainless steel</p> <p>*Transom & P&S gates</p> <p>*Windscreen wipers and fresh water washer to 2 front windcreens</p> <p>*International navigation lights</p> <p>*Accommodation ceiling lights</p> <p>*12VDC reading lights in cabins</p> <p>*Cabin door locks etc</p> <p>*Transom hot and cold fresh water shower</p> <p>*4 step folding s/s swim ladder</p> <p>ELECTRICAL SYSTEM & COMPONENTS</p> <p>*40Amp battery charger</p> <p>*3 Heavy duty 150A hour engine starting & lightning batteries in FG battery boxes</p>	<p>*Engine batteries parallel for emergency starting</p> <p>*Customized paneltronics electrical panel utilizes approved circuit breakers and is fitted with polarity indicator light,ship/shore switch,back lightning,integrated AC and DC volt/amp meters and is concealed behind a lockable door or a simular main switch panel</p> <p>*Wiring colour coded & numbered</p> <p>*Engine hour and volt meter</p> <p>*Stereo speakers</p> <p>*Electrical outlets to galley & each cabin</p> <p>*Ship to shore dock side inlet fitting with integrated galvanic isolator (15Amp)</p> <p>SALOON</p> <p>*Hi-Lo table can be made into bed</p> <p>*Teak & holly sole floor</p> <p>*Hatch access to engine room</p> <p>*Helm station with 22"steering wheel & morse controls & instrumentation</p> <p>*Sliding helmdoor</p> <p>*Headlining white acoustic vinyl</p> <p>*Overhead LED lights 12 volt</p> <p>*All furniture & bulkheads are teak or other wood (choice)</p> <p>GALLEY</p> <p>*Electric stove</p> <p>*Galley unit with white counter top</p> <p>*Stainless steel sink with cover & single lever faucet</p> <p>*Under counter 12VDC/240VAC refrigerator</p> <p>*Drawers and cabinets under counter</p> <p>*Exhaust blower</p> <p>* S/S &glass hopper windows</p> <p>MASTER STATEROOM</p> <p>*Island bed</p> <p>*Wardrobes with auto lights</p> <p>*Teak &holly sole floor</p> <p>*Teak or other wood bulkheads & furniture</p> <p>*Heading white acoustic vinyl</p> <p>*Reading lamps swivel type 12 volt</p> <p>*Overhead LED lights 12 volt</p> <p>HEADS/SHOWER ACCESS</p> <p>*Shower sole with built in automatic sullage system.Head and shower separate</p> <p>*Vanity unit fitted with s/s or ceramic wash bassin in white counter top</p> <p>*Single lever shower & sink H&C water faucets</p> <p>*Mirror</p> <p>*Jabsco macerator, head with elec. toilet</p> <p>*Exhaust blower</p> <p>*Overhead LED lights 12 volt</p> <p>*150 Litres holding tank with Y-valve,</p> <p>*Jabsco macerator pump,deck discharge outlet, inspection port to tank in engine room and remote "full " display panel in head.</p>	<p>*Hull bottom antifouled</p> <p>*Emergency tiller</p> <p>*Aft deck seat with cushioning and storage under</p> <p>*Owners manual</p> <p>OPTIONS</p> <p>*Bow & stern thrusters</p> <p>*Deck wash fresh water mounted at aftdeck</p> <p>*Wifi antenna &TV Glomex</p> <p>*Webasto heating</p> <p>*Inverter</p> <p>*Gas cooker</p> <p>*Corian counter tops</p> <p>*Fusion soundsystem &TV</p> <p>*Teak deck</p> <p>*Anchor electric winch</p> <p>* CQR Anchor +chain stainless S</p> <p>*4KW Onan generator</p> <p>* Navigation electronics</p> <p>*Double glazing</p> <p>*Double Racor fuelfilters</p> <p>*Upholstery in leather</p> <p>DEALER</p> <div data-bbox="1189 1937 1575 2197">  </div>
--	---	---





PRINCIPAL DIMENSIONS

LENGTH OF ALL	10.8m <35'5">
LENGTH OF HULL	10.02m <33'4">
DRAFT	1.10 m <3'-8">
BEAM	3.72m <12'2">

INTEGRITY
PEARL OF THE SEA